

The Growco LS series PD flow meters are designed in single case construction for the general applications. This construction is competitive in pricing and will perform to its stated functions. It is available as a standalone flow meter with a mechanical counter or complete with strainer and air release head. There are also options for mechanical preset and/or stainless steel materials for certain applications.

➤ **APPLICATIONS:**

- Refined Petroleum Products;
- Aviation Gasoline and Jet fuels;
- Liquefied Petroleum Gas (LPG);
- A wide variety of liquids such as: Corn Oil, Soy Bean Oil, Cotton Seed Oil, Coconut Oil;
- Please contact us for other liquids not shown above.



Typical Photograph of SC-50 with accessories

➤ **TECHNICAL SPECIFICATIONS:**

Code	SC-40	SC-50	SC-80	SC-100	SC-150
Size	40 mm / 1½"	50 mm / 2"	80 mm / 3"	100 mm / 4"	150 mm / 6"
Flow Range (LPM)	25 – 250	50 – 500	75 – 750	130 – 1300	225 – 2250
Max. Pressure	10 Bar / 150 PSI				
Accuracy	0.2%				
Counter Display	Unit Litre				
Meter Body	Aluminum. Contact us for other materials.				
Temp. Range	-20°C to +45°C. Contact us for higher temperatures.				
Viscosity Range	30SSU – 2,000SSU (420cSt). Contact us for higher viscosities.				
End Connections	NPT. Contact us for other connections.				
Strainer Mesh	80 for Diesel, 40 for Gasoline. When installed with this option.				

Note: For meter constructed either with in-built strainer/air release kit and preset valve, the viscosity is limited similar to diesel, gasoline & kerosene. If high viscosity range of liquid is used, the flow rate and accuracy will be derated accordingly. Consult factory for higher viscosity more than 50 cst.

The below pictures show the principle of operations on our LS series Single Case Positive Displacement flow meters:



Typical Photographs Of Various SC Configurations Shown Below

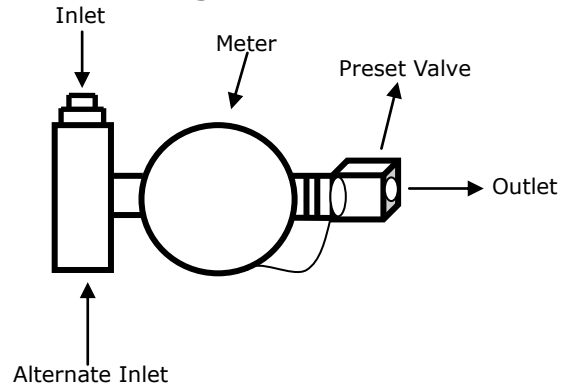
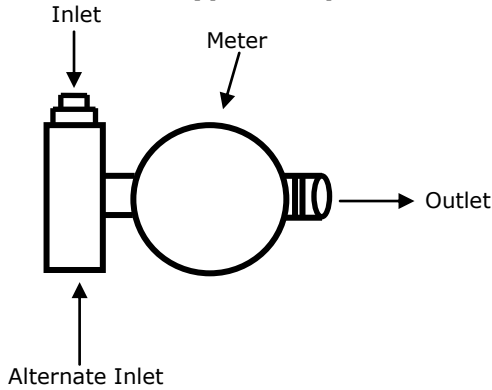


SC-80 with accessories



SC-50 with Pre-set Mechanical Counter & Pre-set Valve with accessories

Typical Top Views of the Inlet/Outlet Arrangements



Standard meter inlet & outlet without preset valve Standard meter inlet & outlet with preset valve

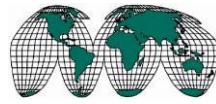
➤ **CAUTIONS FOR THE INSTALLATION:**

- ❑ Welding slug, foreign particles, etc. in the pipe must be cleared up before the Flow meter is installed.
- ❑ Install the flow meter horizontally.
- ❑ The strainer must be installed at the upstream of the flow meter.
- ❑ Please also follow any required local standard recommendations of pipelines installations to ensure compliance to local safety requirements.

➤ **NOTICE WHEN ORDERING:**

- Describe its application.
- Specify accuracy type.
- Specify its model or size.
- Specify working & maximum pressures.
- Specify product & maximum viscosity.
- Specify voltage if pulse transmitter is required.
- Other useful details or contact us.

TOTAL MEASUREMENT SOLUTIONS PROVIDER
Member of Singapore Manufacturing Federation (Since 1932)



Serve Globally. Act Locally®

GROWCO INTERNATIONAL

International Business Office :

271 Bukit Timah Road, #03-04 Balmoral Plaza, Singapore 259708

Tel : (65) 6842 1170

Email: sales@growco.biz

Fax : (65) 6842 1182

Web: www.growco.biz

Distributed by:

Growco International reserves the rights, without notice, to alter or improve the designs or specifications of the products described herein.

Origin of Singapore.